


# Left/Right Sidebar Revenue Display

Last Modified on 04/27/2022 11:34 am EDT

The left and right sidebar display layout options are mirror images of each other.

## Left Sidebar Display

Hope for a Cure



**\$150**  
Thank you for your donation  
**Anonymous**

GiveSmart<sup>®</sup>  
by communitybrands

Mobile Bidding  
provided by  
GiveSmart  
[Learn more here](#)


To register: Text 'Gala2021' to  
76278

**\$6,394**

Goal: \$10,000 **64%**

## Right Sidebar Display

Annual Celebration for a Cure



**\$350**  
Thank you for your donation  
**Jalyn Baumgartner**

GiveSmart<sup>®</sup>  
by communitybrands

Mobile Bidding  
provided by  
GiveSmart  
[Learn more here](#)

Text 'give 100' to 76278 to make  
a \$100 donation

**\$6,394**

Goal: \$10,000 **64%**

## Name

Customize the display name.

## General

### Layout

Choose between the left and right sidebar options. Visit [Revenue Display: 2 Column](#) to learn more about this layout option.

### Background

Select between a custom background color or image to appear across both the left/right sidebar and main.

### Category to display

Choose all categories or one specific category to showcase.

---

## Left/Right sidebar

- Select between a custom background color or image to appear in the left/right sidebar.
  - Recommended Image size is 480 px by 900 px.
- Select the text color.

## Top, middle, and bottom sections

Choose the content you would like displayed within the left/right sidebar.

### Title

By default, the display name set in global settings appears. Maximum 40 characters.

### Logo and title

The logo uploaded in global settings is used. By default, the display name set in global settings appears. Maximum 40 characters.

### Countdown clock

Set a future end date and time and select 'Show' to enable this feature. Visit [Auction Settings](#) to enable the countdown clock within advanced settings.

### Messages

By default, it will include Text to Register & Text to Donate information. Maximum 60 characters. Also, edit the background color of the message box.

### Ads

Ads appear based on ad settings. Visit [Create an Ad](#) to learn more.

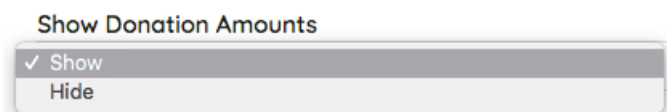
## Total donations

Displays a running total of all donations made on the campaign.

**Note:** Pre-event donations are included in this total.

## All donors - shuffle

Recognize donors by shuffling through their names which appear in random order. Choose to show or hide the donation amount of each donor as well.



## Left/Right Main

### Background color

- Select between a custom background color or image to appear in the left/right main.
  - Recommended Image size is 1120 px by 900 px

### Text color

Set custom text color for all content text options, the color of the progress bar amount and/or percentage, revenue goal, and donation amounts.

### Content

This will be displayed within the main column of your donation display.

- **Progress image**
  - 1MB max file size.
  - The image will fill with color as donations are made.
  - The percentage of image-filled is calculated in relation to the revenue goal set.
  - Opt to include donations, silent, live, instant, raffle, votes, and ticket revenue in the total.
  - A revenue goal must be set for the image to appear.
- **Progress Bar**
  - The bar fills as donations are made.
  - The percentage of the bar filled is calculated in relation to the revenue goal set.
  - Opt to include donations, silent, live, instant, raffle, votes, and ticket revenue in the total.
  - The progress bar field allows the revenue goal to be Shown or Hidden.
    - Amount and percentage display both the revenue goal and the percentage that the progress bar has been filled.
    - The percentage only displays the percentage that the progress bar has been filled.
  - The revenue goal must be set for the image to appear.
- **Progress Bar - Donations Only or Donations Only (with names)**

- The bar will fill as donations are made.
- This option is for Donations ONLY.
  - Display names of donors and, show or hide donation amounts.
- Progress Bar Field allows the revenue goal to be Shown or Hidden.
  - Amount and percentage display both the revenue goal and the percentage that the progress bar has been filled.
  - The percentage only displays the percentage that the progress bar has been filled.
- The revenue goal must be set for the image to appear.
- Donations - shuffle
  - This will display the names of the donors in random order.
  - This option also offers the ability to Show or Hide the Donation amounts.

**Note:** Donors have the option to remain anonymous. Should they choose to be anonymous, their donation will scroll on the display, but their name will read as "anonymous".